

when you need to
get the job done



Club Car

URBAN 



Club Car European manufacturing plant

our history.

With more than 60 years of experience in innovation and design acquired by producing small-wheel vehicles, Club Car is a leading manufacturer of gas and electric golf, utility and personal transportation vehicles.

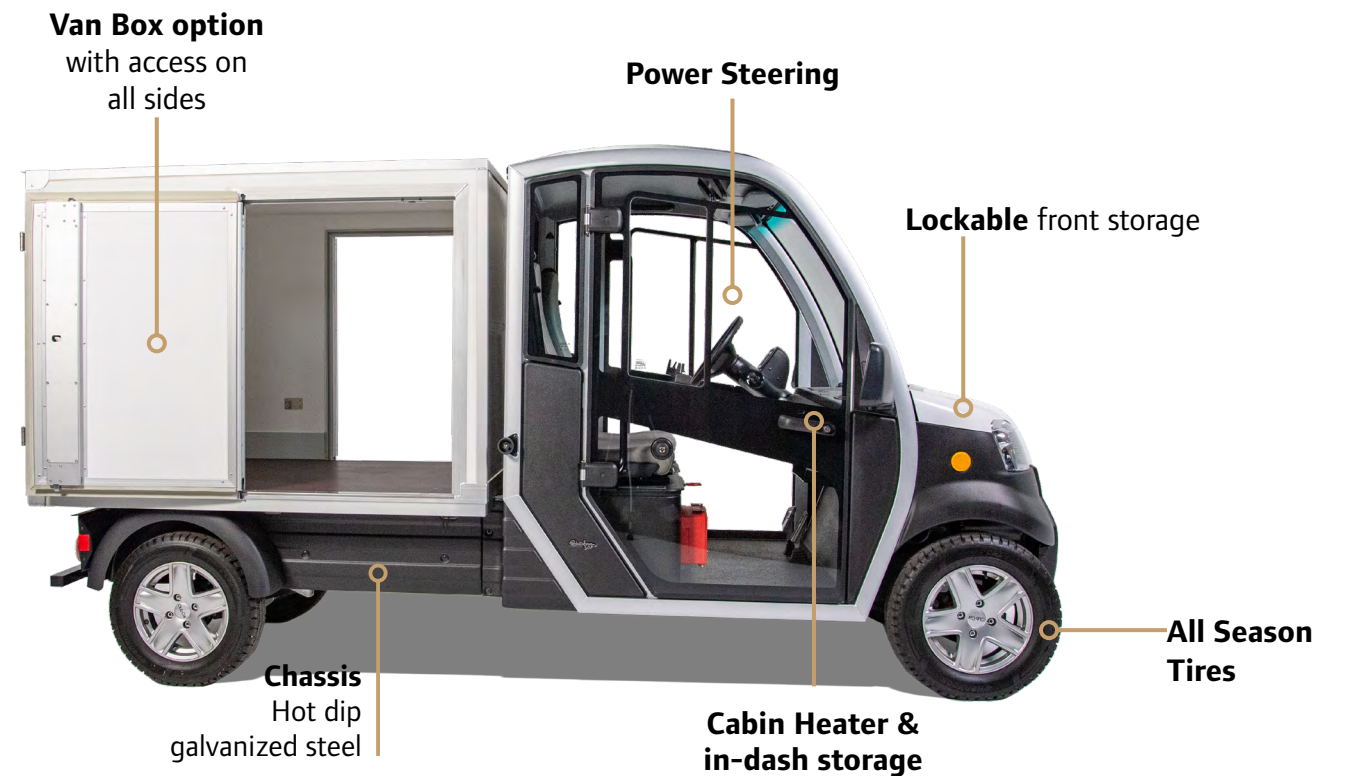
Founded in 1958, the Club Car product portfolio has grown to include much more than golf cars, now encompassing vehicles for commercial and consumer markets, built with an uncompromised desire for superior performance. As an industry leader in electrification and sustainability, Club Car is proud to be at the forefront of environmentally responsible Zero Emission Vehicle (ZEV) technologies.

Club Car has sought to become a global leader in the spaces it operates in, strategically partnering and merging with other leading manufacturers to drive new possibilities.

In 2022, Club Car welcomed Garia into its family of companies. In that year, Club Car Urban superseded the Garia Utility vehicle which was initially launched in 2015 and is manufactured in Europe.

The Urban line represents a natural complementary addition to the Club Car Utility range of vehicles. Adding the Road Legal component into the portfolio contributes to reach a new category of L7e and N1 vehicles.

experience URBAN



compare URBAN

Driven by excellence, committed to safety

Every detail of design, fabrication and assembly at Club Car is executed with an uncompromised desire for superior performance. Urban vehicles come standard with street-legal safety and cab features

such as 3-pt seatbelts, head and tail lights, rear bulkhead glass, automatic park brake, speed switch, premium instrument cluster and lockable storage.

Efficient, safe and green, the Club Car Urban range comprises three models to help you get the job done. The road-legal N1 and L7e models have maximum speeds of 50km/h and 40 km/h respectively, while the non-road-legal XR has a top speed of 30km/h.

URBAN^{XR}

URBAN^{L7e}

URBAN^{N1}

DIMENSIONS: LONG WHEEL BASE ONLY

Length	3 633 mm (143 in)	3 633 mm (143 in)	3 633 mm (143 in)
Length with additional chassis extension	4 149 mm (163 in)	4 149 mm (163 in)	4 149 mm (163 in)
Width (w/ w.o. mirrors)	1 731 mm (68 in) / 1 365 mm (54 in)	1 731 mm (68 in) / 1 365 mm (54 in)	1 731 mm (68 in) / 1 365 mm (54 in)
Height	1 877 mm (74 in)	1 877 mm (74 in)	1 877 mm (74 in)
Wheelbase	2 730 mm (107 in)	2 730 mm (107 in)	2 730 mm (107 in)
Outer turning radius	4 250 mm (13,94 feet)	4 250 mm (13,94 feet)	4 250 mm (13,94 feet)
Chassis	Hot dip galvanized steel frame	Hot dip galvanized steel frame	Hot dip galvanized steel frame
Brakes	Discs front, drums rear	Discs front, drums rear	Discs front, drums rear
Suspensions	Independent coil over	Independent coil over	Independent coil over
Tires	165/70 R13	165/70 R13	165/70 R13

PERFORMANCE

Top speed	30 km/h (19 mph)	40 km/h (25 mph)	50 km/h (31 mph)
Motor	48V High efficient 3-phase AC engine	48V High efficient 3-phase AC engine	48V High efficient 3-phase AC engine
Nominal Power	8 kW (10,7 hp)	12 kW (16,1 hp)	12 kW (16,1 hp)
Peak power	14,3 kW (19,2 hp)	18,2kW (24,4 hp)	18,2kW (24,4 hp)
Max Torque	55 Nm	70 Nm	70 Nm
Motor controller	Curtis 350 A	Curtis 450 A	Curtis 450 A
Tow load capacity	250 kg	250 kg	550 kg
Operating grade	< 20 %	< 20 %	< 20 %

MASS

Max. Gross Payload	1 000 kg (2 205 lbs)	1 000 kg (2 205 lbs)	1 000 kg (2 205 lbs)
Technically permissible max. mass	1 850 kg (4 079 lbs)	1 850 kg (4 079 lbs)	1 850 kg (4 079 lbs)
Mass in running order*	495 kg (1 091 lbs)	550 kg (1 213 lbs)	550 kg (1 213 lbs)

BED OPTIONS

Pickup bed	1,6 and 2,1 m fixed + tipping	1,6 m fixed + tipping	1,6 and 2,1 m fixed + tipping
Van box	2,3, 3,0 and 4,0 m ³	2,3 m ³	2,3, 3,0 and 4,0 m ³

STANDARD FEATURES

Across all 3 models	→		Digital instrument cluster, speed switch, rear lights, rear fog light, secure storage locker, dash storage compartment, automatic parking brake, safety cab, 3 pt seat belts, rear bumper, horn, all season road tires
Specific to each models	bench seat, reverse buzzer	bench seat, heated windscreen, wash/wipe pack, mirror pack	adjustable twin seats, heated windscreen, wash/wipe pack, mirror pack, deluxe cab pack (sun visors, 12 volt outlet, interior light), lithium battery, lockable cab doors, AVAS system with reverse buzzer, automatic door locks

OPTIONAL FEATURES

Across all 3 models	→		Right hand drive, tow ball, cab heater, stereo + USB plug, refrigerator, reverse camera, roof beacon
---------------------	---	--	--

BATTERY

Capacity	T145 FLA (11,5 kWh)	6 kWh	10,2 kWh	13,6 kWh	21,4 kWh
Voltage	48 V	51,2 V	51,2 V	51,2 V	51,2 V
Weight	264 kg (582 lbs)	62 kg (137 lbs)	137 kg (302 lbs)	150 kg (331 lbs)	218 kg (481 lbs)
Charge time	8 hrs	6 hrs	6-8 hrs	8-10 hrs	10+ hrs
Range (WLTP)	80 km (50 miles)	55 km (34 miles)	110 km (68 miles)	145 km (90 miles)	205 km (127 miles)
Model	XR, L7e	XR	XR, L7e, N1	XR, L7e, N1	L7e

*Battery weight not included.

Short wheel base version is also available on all 3 models with shorter length 3272 mm (129 in), shorter wheelbase 2130 mm (84 in), shorter outer turning radius of 3400 mm (134 in) and with 500 kg (1102 lbs) payload.

Visit clubcarurban.com for further detailed specifications

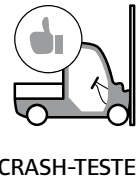
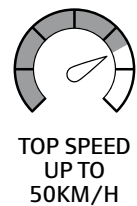
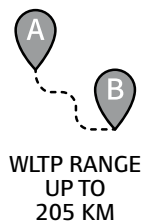


built to handle
any job.

The Club Car Urban is built to handle any job. Whether it's facilities maintenance, moving equipment, or delivering food or packages, with the durability of a pickup truck and the efficiency of an electric vehicle, the Club Car Urban gets the job done.

elevate the experience.

- No Noise Pollution
- No Toxic Nuisance
- Autonomy up to 205 km
- Various Rear Bed Configurations to Suit Your Requirements



Safety

- Brake in an instant
- Crash-tested to the highest standards including front collision impact test (as known from the automotive industry)
- No blind spots



Comfort driving

- Convenient door opening allowing for air circulation within the car
- Wheel in front of the cabin allowing to drive like a regular car




Spacious Cab


- Very large and spacious cab with sufficient elbow room
- Low seating position ideal for Stop & Go applications

Rear vehicle configurations


Short chassis




1,25 m fixed or tipping pickup bed




1,25 m pickup bed with mesh cage
(tarpaulin option also available)




1,7 m³ closed vanbox



1,6 m fixed pickup bed



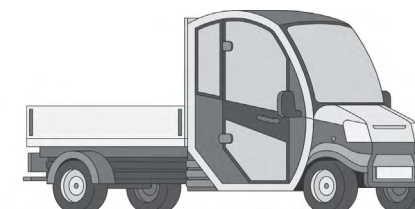
1,6 m pickup bed with tarpaulin body
(Mesh cage option also available)




2,3 m³ closed vanbox

Rear vehicle configurations


Long chassis




1,6 m fixed or tipping pickup bed




1,6 m pickup bed with mesh cage
(tarpaulin option also available)




2,3 m³ closed vanbox



2,1 m fixed or tipping pickup bed
(Not on L7e)



2,1 m pickup bed with tarpaulin body
(Not on L7e)
(Mesh cage option also available)



3,0 and 4,0 m³ closed vanbox
(Not on L7e)

All vehicles available with right-hand and left-hand drive

See all configurations at clubcarurban.com

Ready to see what **sets the
Urban apart** from the rest?



URBAN

Contact your Club Car dealer or visit clubcar.com to learn more about our premium utility vehicles.

Club Car

®

clubcarurban.com